

COVID-19: Fortnightly Haringey Briefing

ROAD-
MAP

14/07/2021

KEY MESSAGES FROM HARINGEY'S DIRECTOR OF PUBLIC HEALTH – DR WILL MAIMARIS

- Case rates like the rest of the UK are continuing to increase in Haringey, however hospital admissions and deaths still remain low. Therefore we urge our residents to follow the [current guidance](#).
- The government has announced that they are moving onto the final stage of unlocking. This will result in a number of changes beginning on the 19th July. The limits on the number of people you can meet socially will end, this means weddings, funerals and life events can take place with no limits on capacity. Venues that are currently closed will now open. You can now order from the bar at hospitality settings. Face coverings are no longer a legal requirement, however there will be guidance on where you may choose to wear one. For example, a crowded setting. The 1m rule has also lifted. The guidance to work from home will also end, and the cap for named visitors to care homes will end. There is additional guidance for schools, travel and test and trace which can be found on the government website. It is important to note that Transport for London have stated that masks will still be required on public transport.
- Although the roadmap is continuing, cases are still rising throughout our borough and the rest of the country. It is therefore imperative to maintain caution. It is still preferable to meet outside where you can, wear a face covering in crowded places and maintain social distancing where possible.
- So far over 45 million people in the UK have been vaccinated against COVID-19. The vaccine is safe and effective and is a key tool in our fight against the pandemic. Getting the vaccine helps to protect yourselves and others from serious COVID-19 infection.
- However, until we understand the full impact of the vaccine, everyone (including those vaccinated) must continue to follow the guidance on social distancing.
- The NHS are contacting those eligible for vaccination and have advised anyone aged over 18 without an invitation to get vaccinated to visit [nhs.uk](https://www.nhs.uk) to arrange an appointment. For more information on the vaccines, please visit the NHS website [here](#).
- In addition to booking online, there are numerous pop up vaccination sites in Haringey where you can walk in and get vaccinated. More information can be found [here](#).
- Even if you have been fully vaccinated, it is still important to undertake regular asymptomatic testing, this is because despite being vaccinated you may still carry the virus.
- We now have one testing site in Haringey where those without symptoms can get a rapid (lateral flow) test. This is because around one in three people do not show symptoms of coronavirus, but they risk passing it on to others. It is a free walk-in service so you do not need to book, and you will get the results within a few hours. There are also many places throughout the borough where you can pick up test kits.
- For more information please visit the [Haringey website](#). The site is not for people who have symptoms of COVID-19. If you have symptoms you should book a test via 119 or the [NHS website](#).
- The UK Government website has a national dashboard which is updated daily with information on COVID-19, including data on cases, hospital admissions and deaths by area. It can be accessed [here](#).

STAGE THREE

WEEKLY CASE NUMBERS AND RATES

This data includes both Pillar 1 (tests in NHS settings) and Pillar 2 cases (tests in community settings including drive through and home testing). Data taken from Regional and National Situational Awareness Reports published by PHE on 13 July 2021. Please note that data from the past 4 days is excluded, as reporting delays may result in incomplete data.

	Weekly cases*	7-day rate per 100,000 population**			7-day positivity (%)***		
	July 2 – July 8	June 25 – July 1	July 2 – July 8	Change	June 25 – July 1	July 2 – July 8	Change
Haringey	748	202.1	278.4	Increase	5.0	6.2	Increase
London	23,408	192.0	261.2	Increase	4.7	6.0	Increase
England	185,128	239.3	328.9	Increase	6.0	7.7	Increase

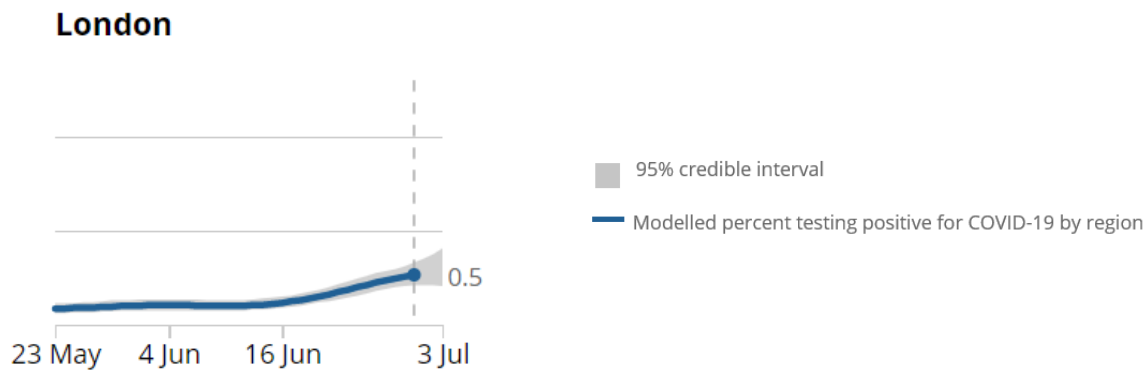
*Weekly cases refers to the number of people who tested positive during the time period

**7-day rate per 100,000 population refers to the number of people who tested positive per 100,000 people during the given time period

*** 7-day positivity refers to the percentage of tests carried out that were positive over the given time period

ESTIMATED PREVALENCE OF COVID-19 INFECTION IN LONDON

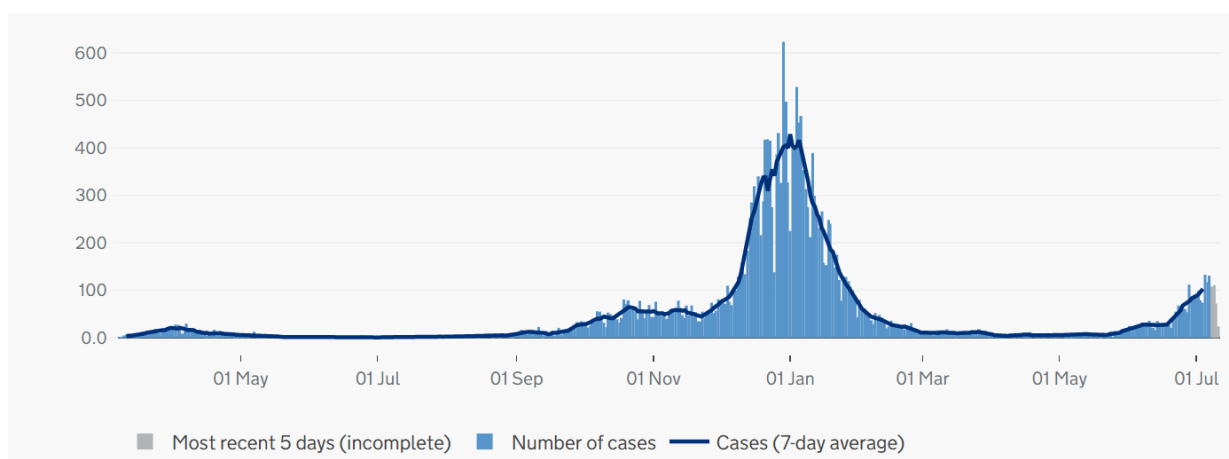
This is an estimated percentage of the population testing positive for coronavirus (COVID-19) on nose and throat swabs, daily, in London since May 2021. Data from ons.gov.uk on 13 July 2021.



N.B. These estimates are based on statistical modelling of the trend in rates of positive nose and throat swab results. Because of the relatively small number of tests and low number of positives in the sample, credible intervals are wide and therefore results should be interpreted with caution. As this is a household survey, the figures do not include people in hospitals, care homes or other institutional settings

NUMBER OF NEW COVID-19 CASES PER DAY IN HARINGEY'S RESIDENT POPULATION

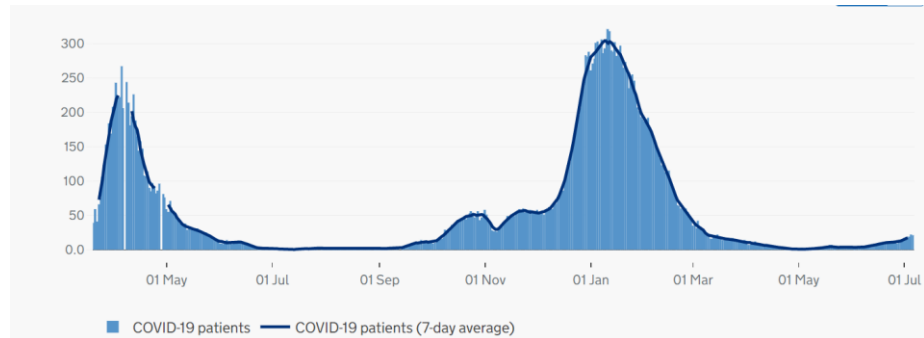
Data are not updated every day. Data from gov.uk COVID-19 dashboard on 13 July 2021.



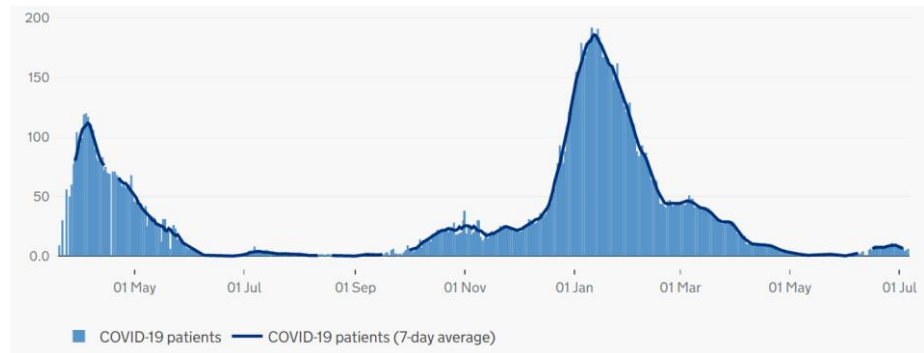
PATIENTS IN HOSPITAL WITH COVID-19

Daily count of confirmed COVID-19 patients in hospital at 8am. Data are not updated every day. Data from gov.uk COVID-19 dashboard on 13 July 2021.

NORTH MIDDLESEX
UNIVERSITY
HOSPITAL NHS
TRUST



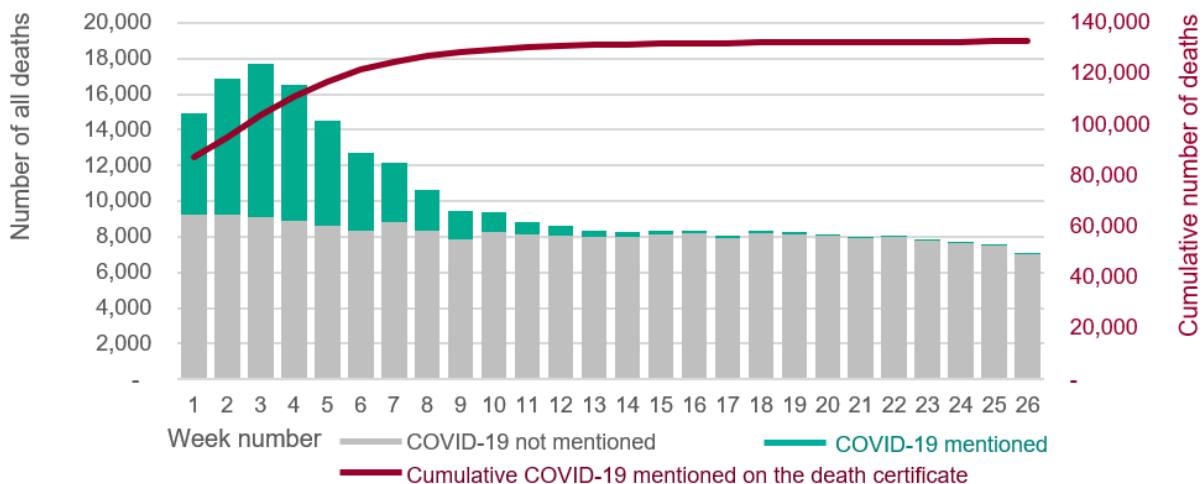
WHITTINGTON
HEALTH NHS TRUST



DEATHS

This data is provided from the latest ONS report published on 14/07/20.

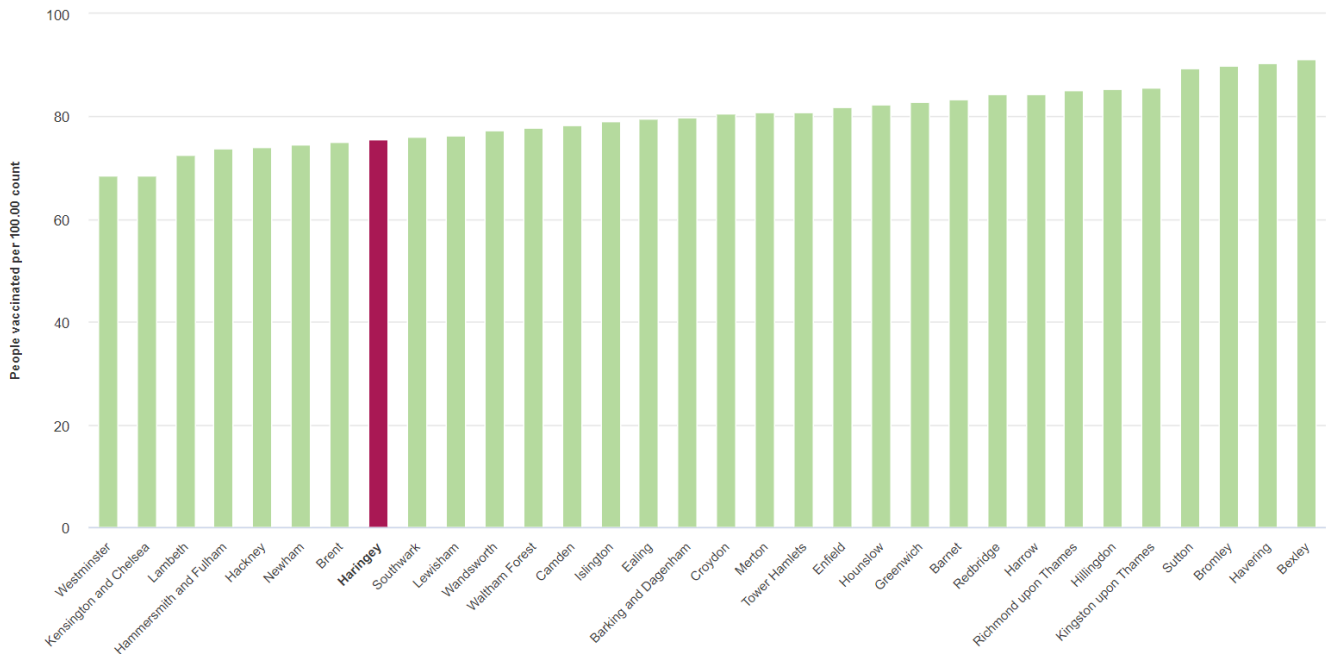
Deaths by cause of death (weekly numbers and cumulative), for deaths that occurred up to 2 July 2021 but were registered up to 10 July 2021 by week, England



VACCINATIONS

Out of Haringey’s **273,257** residents, **155,850** have received at least one dose of a COVID -19 vaccine (57.03%). Of this total **75.50%** of those aged **over 50** have been vaccinated, **65.70%** of those aged **45-49**, **58.51%** of those aged **40-44**, **52.34%** of those aged **35 to 39** and **47.27%** of those aged **30-34**. **44.45%** of those aged **25-29** have received their first dose, and **11.13%** of those aged **under 25**. The graph below represents our percentage of residents over the age of 50 who have received at least one dose of a COVID-19 vaccine compared to other London boroughs. (Cumulative number of residents who have received at least one dose of a COVID vaccine. Data published weekly by NHS England. Data released every Thursday. Please note figures are subject to change and may be revised. Some individuals vaccinated were unable to provide an age. Data obtained on 13 July 2021 from the Local Government Association Report.)

Percentage of residents who have received one dose of a COVID-19 vaccine: 50 and older (Week end 04/07/2021) for All London Boroughs (excl City)



OTHER HARINGEY STATISTICS

N.B. Due to the differing ways these data sources are collected and reported, the number of tests may not exactly match the number of cases on page one.

Cases and contacts identified and contacted	20,595/23,836	<p>Since the NHS test and trace service was launched 23,836 confirmed cases have been identified in Haringey. Of these, 20,595 have been successfully contacted. 40,716 contacts have been identified, of which 36,396 have been successfully contacted so far. (Data taken from London Daily Contract Tracing reported by PHE on 13 July 2021)</p>
Situations of concern, including clusters and outbreaks in Haringey	0	<p>Our three wards with the highest incidence are currently Crouch End, Fortis Green and Highgate.</p> <p>We currently have no outbreaks in care homes or supported living facilities.</p> <p>There have been 149 reported cases in schools and in nurseries over the past two weeks. We are still working closely with schools and early years settings to support them during lockdown.</p> <p>Also note that there is now a nationally published map of cases by small area which can be accessed here.</p>
Clinically Extremely Vulnerable population	22,000	<p>Haringey has approximately 22,000 clinically extremely vulnerable residents. Since the reintroduction of national measures, Haringey Council has been making contact with these residents to ensure they have the support they need to follow the latest clinical guidance.</p> <p>The Connected Communities phone line continues to operate. If you are worried about the impact of coronavirus on your finances, accessing essential items or accessing the support you need, please call our Connected Communities line - tel: 02084894431. This line is open Monday to Friday 9am to 5pm.</p>

[HARINGEY'S COVID-19 ADVICE AND SUPPORT](#)
[GOVERNMENT GUIDANCE ON COVID-19](#)

We welcome any comments on this briefing. Please send to PublicHealth@haringey.gov.uk